



---

**CERTIFICATE OF APPROVAL**  
**No CF 291**

---

This is to certify that, in accordance with  
TS00 General Requirements for Certification of Fire Protection Products  
The undermentioned products of

**SCHOTT UK LIMITED**

**Drummond Road, Stafford. ST16 3EL**  
**Tel: 01785 223166 Fax: 01785 223522**

Have been assessed against the requirements of the Technical Schedule(s)  
denoted below and are approved for use subject to the conditions  
appended hereto:

---

**CERTIFIED PRODUCT**

**Pyran S Fire Resisting  
Glass**

**TECHNICAL SCHEDULE**

**TS 25 Fire Resistant Glass,  
Glazing Systems and Materials**

Signed and sealed for and on behalf of CERTIFIRE

Sir Ken Knight  
Chairman - Management Council

Issued: 9<sup>th</sup> September 2002  
Revised: 1<sup>st</sup> May 2009  
Valid to: 8<sup>th</sup> October 2012

Page 1 of 34





**CERTIFICATE No CF 291**  
**SCHOTT UK LIMITED**

**PYRAN S FIRE RESISTING GLASS**

This Certificate of Approval relates to the fire resistance of Pyran S glass when used in the following applications, as defined in BS 476: Part 22: 1987 subject to the undermentioned conditions.

Application	Fire Resistance Performance Integrity - (mins)	Page No.
Timber Screens	30	4
Timber Screens	60	5
Double Glazed Units in Timber Screens	30 – 60	6 – 7
Timber Doorsets	30	8 – 11
'Firestile' Doorsets	30	12 – 14
Timber Doorsets	60	15 - 16
Steel Screens	30 – 60 – 90 – 120	17 – 20
Steel Doorsets	30 – 60 – 90 – 120	21 – 22
Double Glazed Units in Steel Screens	30 – 60 – 90	23 – 24
Double Glazed Units (comprising Venetian blinds) in Steel Screens	30	25
Butt-Jointed Screens	30	26 – 29
Butt-Jointed Screens	60	30 – 31
Structural Glazing	30	32 – 34

This product is approved on the basis of:

- i) Initial type testing.
- ii) A design appraisal against TS25.
- iii) Certification of quality management system to ISO 9001: 2000.
- iv) Inspection and surveillance of factory production control.
- v) Audit testing.

This Certificate of Approval must be read in conjunction with CERTIFIRE Technical Schedule TS25, Fire Resistant Glass, Glazing Systems and materials.

**General Requirements**

Where the glass is installed in a timber or steel framed screen, the orientation of the screen shall be no more than  $\pm 10^\circ$  from the vertical.

There is no restriction to the direction of exposure for the glass i.e. the glass is symmetrical. Orientation may, however, be restricted by the requirements of a non-symmetrical framing system or certain double glazed unit specifications.

The edge cover to each pane shall be 25 mm maximum and 10 mm minimum.

The glass is approved in a nominal thickness of 6, 8, 10 and 12 mm.



---

**CERTIFICATE No CF 291**  
**SCHOTT UK LIMITED**

---

**PYRAN S FIRE RESISTING GLASS**

**Silk Screening and Sand-Blasting**

The Pyran S glass (6,8,10 or 12 mm thick) may be provided with silk screen printing with any colour from the 'RAL' range to either face within both single and double glazed systems. The printing may account for any area of the glass.

Similarly, sand-blasting may be included to either face of the (6,8,10 or 12 mm thick) Pyran S glass within both single and double glazed systems. The sand-blasting may account for any area of the glass.

**Laminated Pyran S**

The Pyran S glass (6, 8, 10 or 12 mm thick) may be laminated to float glass having a minimum thickness of 3 mm and a maximum thickness of 6 mm using an interlayer with 0.38mm minimum thickness and 1.52 mm maximum thickness with the laminated glass unit orientated such that the Pyran glass faces the side of the assembly to be fire protected (i.e Pyran S to non-fire risk side). Where this side is not known, laminated glass shall not be used.

Pyran S, when laminated as described above, may be used in any timber or steel framed assemblies for up to 30 minutes integrity as covered by this certificate but subject to a maximum pane size of 4.8 m<sup>2</sup>. Laminated Pyran S shall not be used in any butt-joint system.

Additionally, a silk sheet material may be included within the laminate/interlayer.

**The product development of Pyran S is ongoing and we recommend that you check the SCHOTT website ([www.schott.com/uk](http://www.schott.com/uk)) for the latest version of the CERTIFIRE Certificate.**

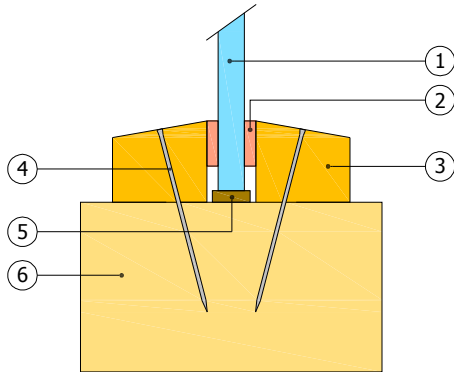
**CERTIFICATE No CF 291**  
**SCHOTT UK LIMITED**

**PYRAN S FIRE RESISTING GLASS**

**Pyran S Glass in timber framed screens for periods of 30 minutes integrity**

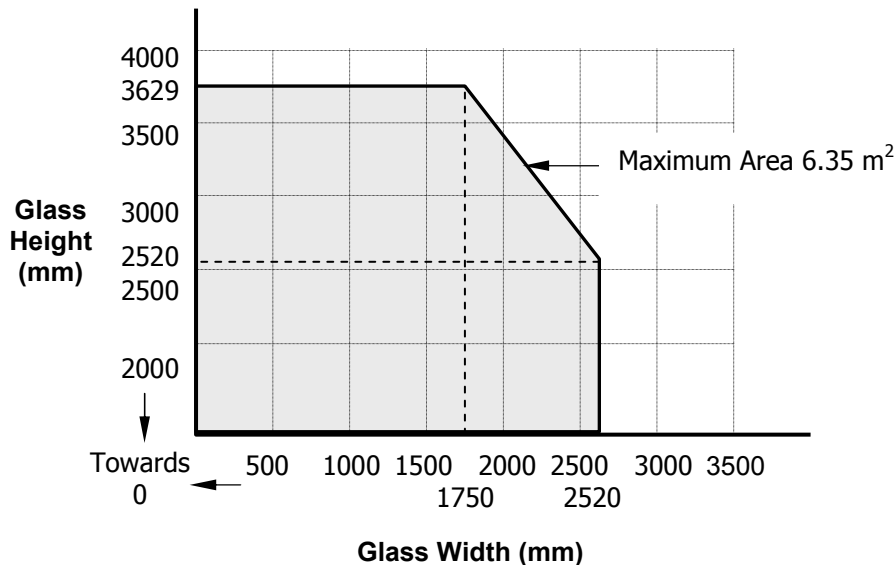
The glass shall be glazed utilising the following basic specification:

The screens shall be no greater than 4000 mm high unless suitable tie backs and/or fire protected structural supports are provided.



- ① Pyran S
- ② 12 mm by 3 mm Hodgson Sealants 'Firestrip 30' seal
- ③ 25 mm wide by 21.5 mm high (with 10° chamfer minimum) hardwood glazing beads, minimum density 650 kg/m<sup>3</sup>
- ④ 50 mm long steel pins or screws at 150 mm centres (30° to glass)
- ⑤ Setting blocks
- ⑥ 80 mm by 45 mm (minimum) softwood or hardwood frame, minimum density 450 kg/m<sup>3</sup>

Other CERTIFIRE approved glazing seals may be acceptable subject to the limitations within the relevant certificate. This Certificate of Approval relates to the sizes of Pyran S glass shown in Figure 1 below, when used in conjunction with above system. The aspect ratio of the glass may be unlimited within these aperture dimensions.



**Figure 1.**  
**Maximum Permitted Pane Dimensions**

Pyran S glass at thicknesses of 6, 8, 10 and 12 mm is currently available up to a standard size of 3000 mm by 1600 mm. Larger sizes of 8, 10 and 12 mm Pyran S are available on application to Schott UK Ltd.



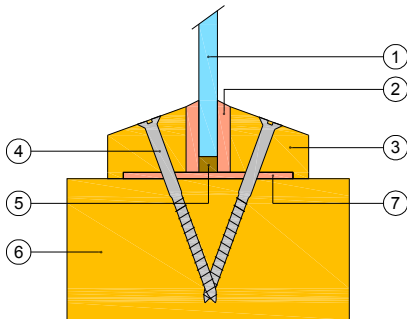
**CERTIFICATE No CF 291**  
**SCHOTT UK LIMITED**

**PYRAN S FIRE RESISTING GLASS**

**Pyran S Glass in timber framed screens for periods of 60 minutes integrity**

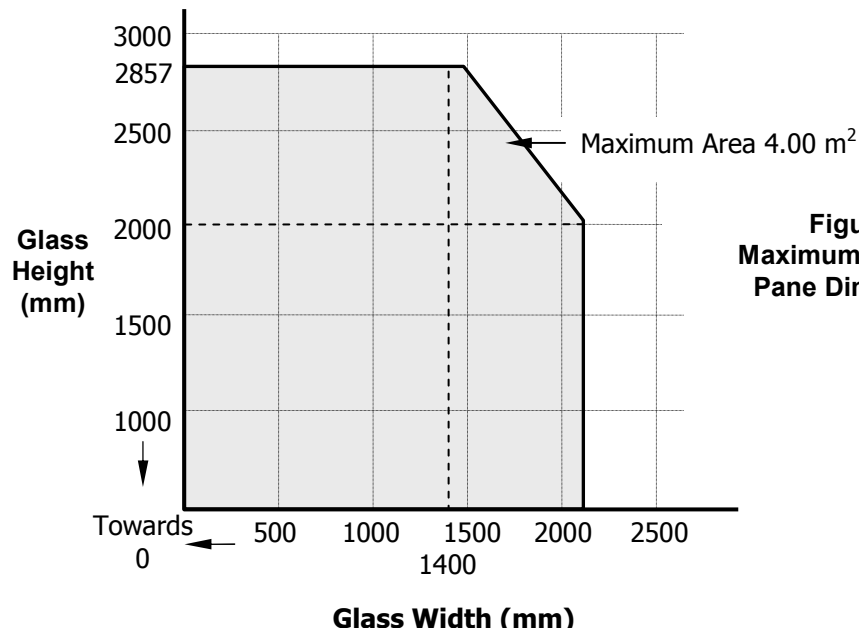
The glass shall be glazed utilising the following specification:

The screens shall be no greater than 4000 mm high unless suitable intermediate supports and/or fire protected structural supports are provided. Transoms and/or mullions are permitted.




- ① Pyran S
- ② 25 mm by 5 mm Sealmaster Fireglaze 2000 strip compressed to nominally 4 mm
- ③ 25 mm wide by 27 mm high (with 30° chamfer minimum) hardwood glazing beads, minimum density 710 kg/m<sup>3</sup>
- ④ 63mm long steel screws at 150mm centres (35° to glass)
- ⑤ Sealmaster Fireglaze compound nominally 6 mm wide by 5 mm thick
- ⑥ 95 mm by 45 mm (minimum) hardwood frame, minimum density 640 kg/m<sup>3</sup>, (increase depth of frame by 2, 4 or 6 mm for 8,10 and 12 mm glass respectively)
- ⑦ 54 mm wide by 2 mm thick Sealmaster 'GL60' intumescent liner

Other CERTIFIRE approved glazing seals may be acceptable subject to the limitations within the relevant certificate. This Certificate of Approval relates to the sizes of Pyran S glass shown in Figure 2 below, when used in conjunction with above system. The aspect ratio of the glass may be unlimited within these aperture dimensions.



**Figure 2.**  
**Maximum Permitted**  
**Pane Dimensions**

**Pyran S glass at thicknesses of 6, 8, 10 and 12 mm is currently available up to a standard size of 3000 mm by 1600 mm. Larger sizes of 8, 10 and 12 mm Pyran S are available on application to Schott UK Ltd.**



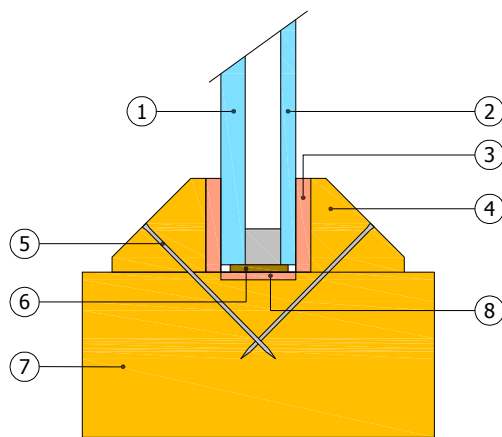
**CERTIFICATE No CF 291**  
**SCHOTT UK LIMITED**

**PYRAN S FIRE RESISTING GLASS**

**Pyran S Glass within Double Glazed Units in timber framed screens for periods of 30 and 60 minutes integrity**

The glass shall be glazed utilising the following basic specification:

The screens shall not include transom members.



- ① Pyran S
- ② Minimum 4 mm thick glass of any type including toughened, laminated, annealed or Low E glass
- ③ 25 mm by 4 mm Mann McGowan Pyrostrip 500 seal
- ④ 25 mm wide by 25 mm high (with 45° chamfer minimum) hardwood glazing beads, minimum density 660 kg/m<sup>3</sup>
- ⑤ 50 mm long steel pins or screws at 100 mm centres (45° to glass)
- ⑥ Setting blocks
- ⑦ 94 mm by 44 mm (minimum) hardwood frame, minimum density 660 kg/m<sup>3</sup>
- ⑧ 20 mm by 2 mm Pyrostrip 500 used at perimeter of unit (against edge of glass)

<sup>(1)</sup> Double glazed units comprising laminated glass should not be used where the fire risk side is unknown or where the fire risk is to the Pyran S side of the assembly.

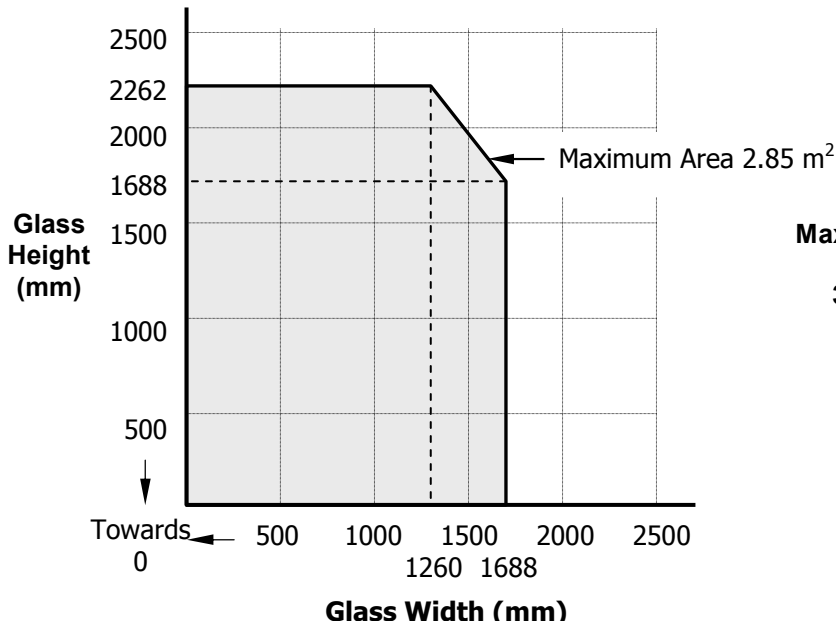
<sup>(2)</sup> 'Low E' coatings may only be utilised within units where the Pyran S is to the non-fire side of the assembly. The 'Low E' coating shall be applied to 'Surface 3' of the assembly only, i.e the inner face of the secondary/non-Pyran S pane.

Other CERTIFIRE approved glazing seals may be acceptable subject to the limitations within the relevant certificate. This Certificate of Approval relates to the sizes of Pyran S glass shown in Figures 3 and 4 (see overleaf), when used in conjunction with above system. The aspect ratio of the glass may be unlimited within these aperture dimensions.

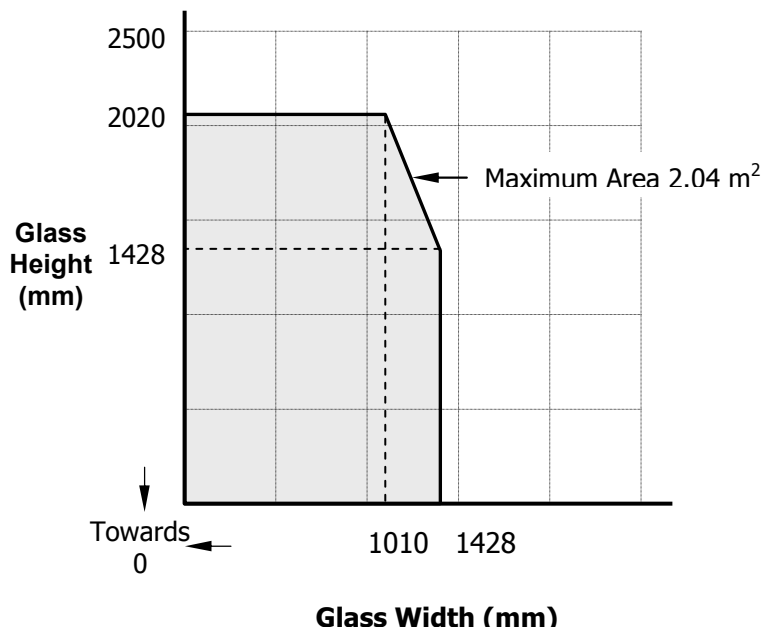
**CERTIFICATE No CF 291  
SCHOTT UK LIMITED**

**PYRAN S FIRE RESISTING GLASS**

Pyran S Glass within Double Glazed Units in timber framed screens for periods of 30 and 60 minutes integrity (continued)

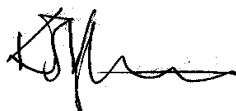


**Figure 3.  
Maximum Permitted Pane  
Dimensions  
30 minutes Integrity**



**Figure 4.  
Maximum Permitted Pane  
Dimensions  
60 minutes Integrity**

Pyran S glass at thicknesses of 6, 8, 10 and 12 mm is currently available up to a standard size of 3000 mm by 1600 mm. Larger sizes are available on application to Schott UK Ltd

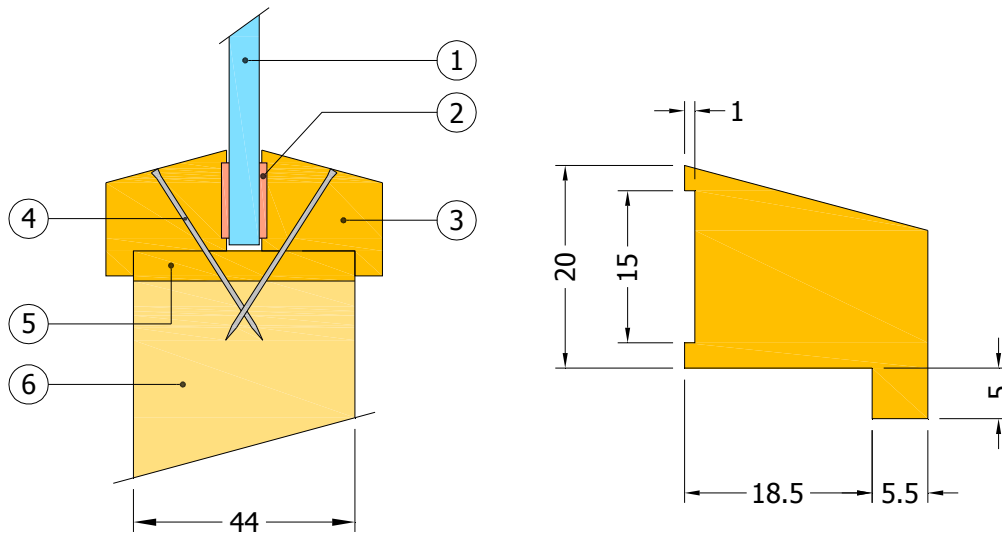


**CERTIFICATE No CF 291**  
**SCHOTT UK LIMITED**

**PYRAN S FIRE RESISTING GLASS**

**Pyran S Glass in timber door leaves for periods of 30 minutes integrity**

The glass shall be glazed utilising the following basic specification:



- 1 6 mm Pyran S
- 2 15 mm by 2 mm Pyrostrip 300
- 3 Hardwood glazing beads min. density 550 kg/m<sup>3</sup>
- 4 40 mm long steel pins or screws at 150 mm centres (30° to glass)
- 5 Minimum 6 mm thick hardwood aperture liner (not required on door leaves with a softwood / hardwood timber core of density > 550 kg/m<sup>3</sup>)
- 6 FD30 door leaf

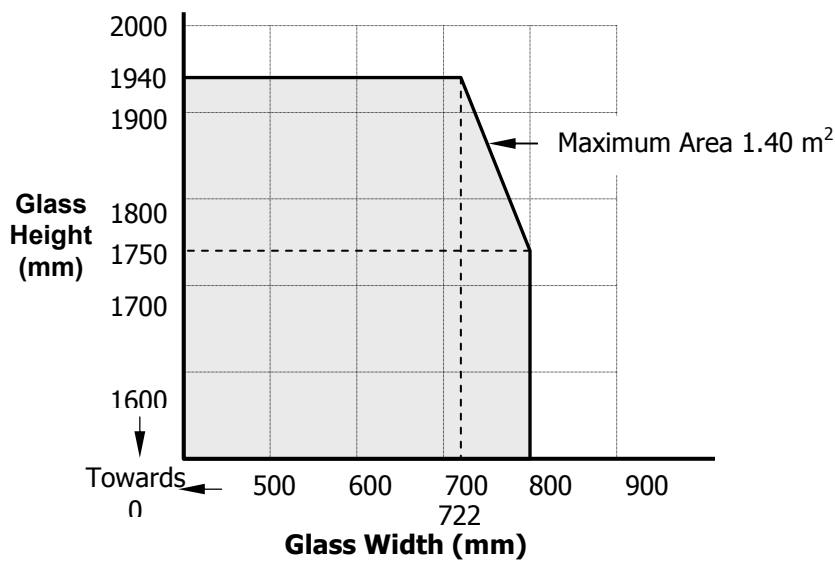


**CERTIFICATE No CF 291  
SCHOTT UK LIMITED**

**PYRAN S FIRE RESISTING GLASS**

**Pyran S Glass in timber door leaves for periods of 30 minutes integrity (continued)**

This Certificate of Approval relates to the sizes of Pyran S glass shown in Figure 5, when used in conjunction with the system detailed within the preceding figures:



**Figure 5.  
Maximum Permitted  
Pane Dimensions**

**CERTIFICATE No CF 291**  
**SCHOTT UK LIMITED**

**PYRAN S FIRE RESISTING GLASS**

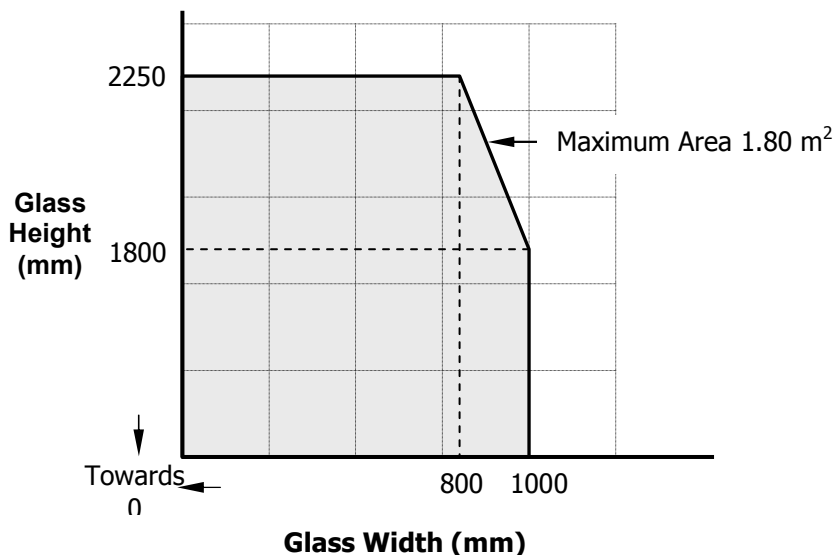
**Pyran S Glass in timber door leaves for periods of 30 minutes integrity (continued)**

**Alternative Glazing System – Lorient Figure 1**

When an alternative glazing system is utilised, namely Lorient Figure 1, vision panels of increased dimensions may be approved. The glazing system should follow the following specification:


- 1 6 mm Pyran S
- 2 Lorient Polyproduct Ltd – Figure 1
- 3 Hardwood glazing beads min. density 650 kg/m<sup>3</sup>, 22 mm by 22 mm
- 4 60 mm long steel pins or screws at 150 mm centres (30° to glass)
- 5 Minimum 6 mm thick hardwood aperture liner (not required on door leaves with a softwood / hardwood timber core of density > 450 kg/m<sup>3</sup>)
- 6 FD30 door leaf

This Certificate of Approval relates to the sizes of Pyran S glass shown in Figure 5a, when used in conjunction with the system detailed within the preceding figures:



**Figure 5a.**  
**Maximum Permitted**  
**Pane Dimensions**

The sizes given in Figure 5a above are based on test evidence using lamincore blanks from Moralt Tischlerplatten GmbH & Co KG.





---

**CERTIFICATE No CF 291**  
**SCHOTT UK LIMITED**

---

**PYRAN S FIRE RESISTING GLASS**

**Pyran S Glass in timber door leaves for periods of 30 minutes integrity (continued)**

For this application, in addition to any relevant requirements for timber framed screens above, the following conditions shall apply:

1. The doorset, including door frame and associated building hardware, should have achieved at least 30 minutes integrity when tested, or subsequently assessed by one of the laboratories approved by CERTIFIRE as acceptable for this purpose, to BS 476: Part 22: 1987.
2. If the proposed doorset is to be used in double-leaf configuration, the test or assessment evidence should be applicable to double-leaf configurations.
3. Likewise, if the proposed doorset is to be used in the unlatched configuration, the available evidence should be applicable to unlatched doorsets.
4. The proposed doorset should also have included a glazed aperture or apertures of the intended size, shape, area and number.
5. When used to glaze CERTIFIRE approved doorsets which have smaller apertures than allowed in this certificate, the aperture sizes specified in the doorset certificate shall take precedence.
6. The door leaves shall consist of timber faces coupled with timber or other cellulosic cores of minimum overall leaf thickness, 44 mm.
7. When an alternative CERTIFIRE approved glazing system is used, the system shall have been shown to be capable of including Pyran S glass. The maximum permitted aperture dimensions shall be as detailed below or included within the relevant CERTIFIRE certificate for the glazing system, whichever is the lesser.
8. Other CERTIFIRE approved glazing seals may be acceptable subject to the limitations within the relevant certificate. This Certificate of Approval relates to the sizes of Pyran S glass shown in Figure 5 and 5a above, when used in conjunction with above system. The aspect ratio of the glass may be unlimited within these aperture dimensions.

A handwritten signature in black ink, appearing to be "K. M. ...", located below the page number.

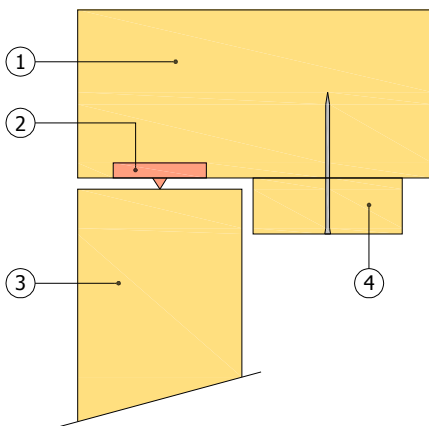
**CERTIFICATE No CF 291**  
**SCHOTT UK LIMITED**

**PYRAN S FIRE RESISTING GLASS**

**Pyran S Glass in 'Firestile' timber doorsets for periods of 30 minutes integrity**

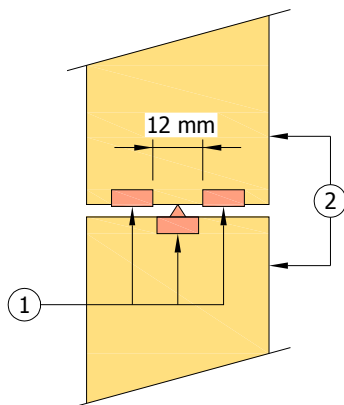
All seals to be produced by Mann McGowan Fabrications Limited.

The doorsets may be single-acting, single or double-leaf and are to be as detailed within the figures below:



**Door Leaf to Frame Detail**

- 1 95 mm by 45 mm timber door frame minimum density 550 kg/m<sup>3</sup> (15 mm deep stop)
- 2 Pyrostrip 500 Flexifin intumescent seal, 25 mm by 4 mm within head and 15 mm by 4 mm within jambs
- 3 Minimum 85 mm by 45 mm timber stiles and rails (bottom rail 200 mm minimum).
- 4 Door stop, 12 mm deep, minimum density 550 kg/m<sup>3</sup> (pinned, screwed or rebated from solid)



**Meeting Stile Detail**

- 1 Pyrostrip 500 Flexifin intumescent seal 10 mm by 4 mm
- 2 Minimum 85 mm by 45 mm timber stiles and rails (bottom rail 200 mm minimum). Minimum density 550 kg/m<sup>3</sup>

The door leaves may be provided with a mid-rail (or a number of intermediate rails) of minimum dimensions 85 mm by 45 mm and of minimum density 550 kg/m<sup>3</sup>.



---

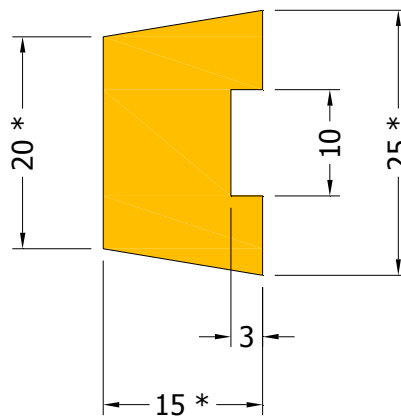
**CERTIFICATE No CF 291**  
**SCHOTT UK LIMITED**

---

**PYRAN S FIRE RESISTING GLASS**

**Pyran S Glass in 'Firestile' timber doorsets for periods of 30 minutes integrity (continued)**

Decorative glazing beads as detailed below may be applied to the surface of the glass. Such beads are to be chamfered at each end and shall not be mechanically fixed to the perimeter beading.



\* These dimensions may be reduced.

A single 10 mm wide by 3 mm thick Pyrostrip 100P intumescent seal is to be included within the groove to the back of the bead. Beads are to be secured using double sided tape constructed from a polyester backing with a modified acrylic adhesive.

Doors may include a lock/latchset of maximum forend width 25 mm, such that they shall be by-passed via a minimum of 4 mm intumescent either side.

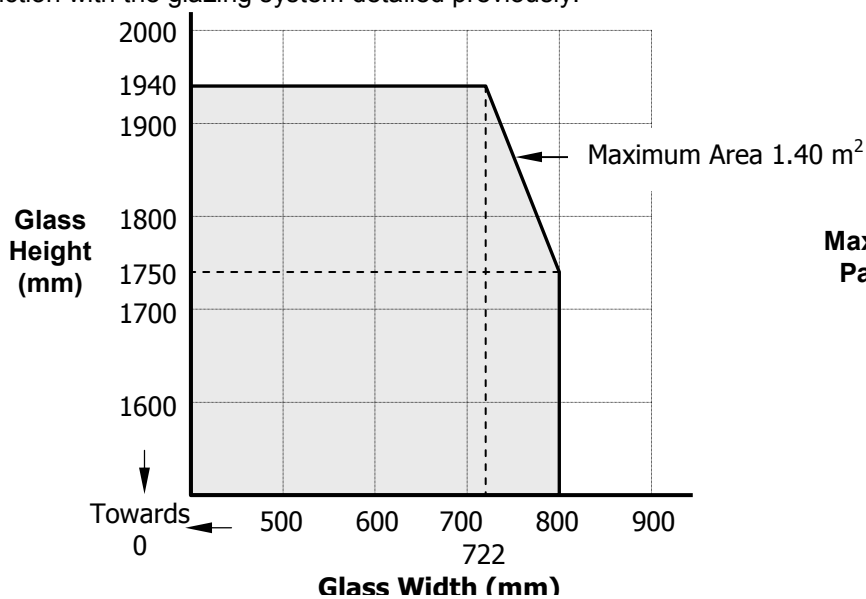
A handwritten signature in black ink, appearing to be "K. M. ...".

**CERTIFICATE No CF 291**  
**SCHOTT UK LIMITED**

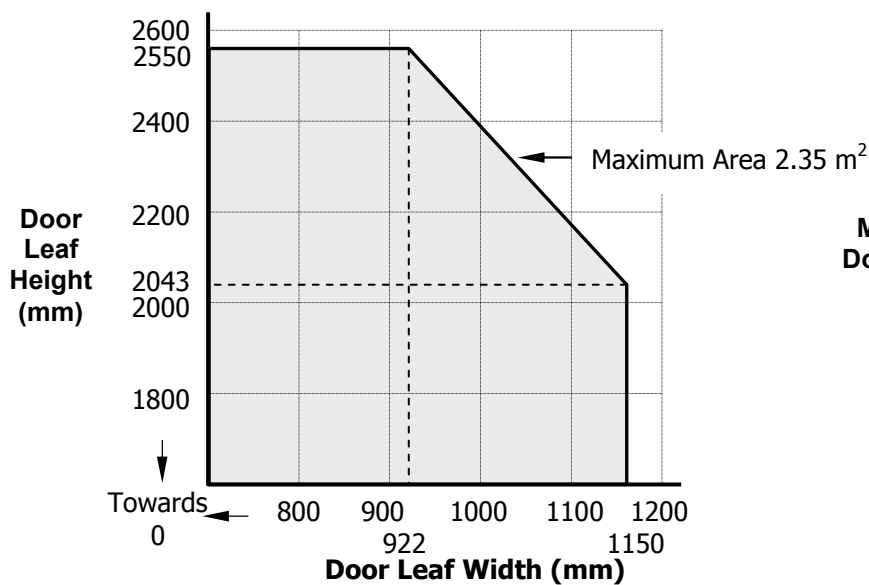
**PYRAN S FIRE RESISTING GLASS**

**Pyran S Glass in 'Firestile' timber doorsets for periods of 30 minutes integrity (continued)**


This Certificate of Approval relates to the sizes of Pyran S glass shown in Figure 6 below, when used in conjunction with the glazing system detailed previously:



**Figure 6.**  
**Maximum Permitted**  
**Pane Dimensions**



**Figure 7.**  
**Maximum Permitted**  
**Door Leaf Dimensions**

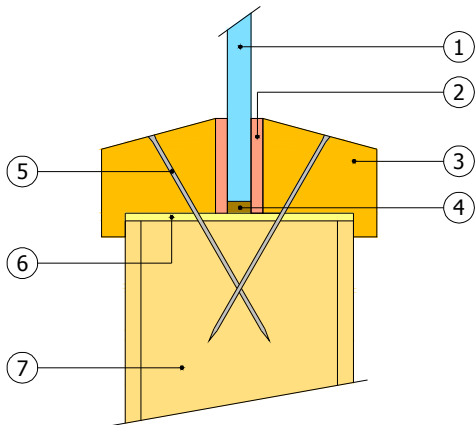


**CERTIFICATE No CF 291**  
**SCHOTT UK LIMITED**

**PYRAN S FIRE RESISTING GLASS**

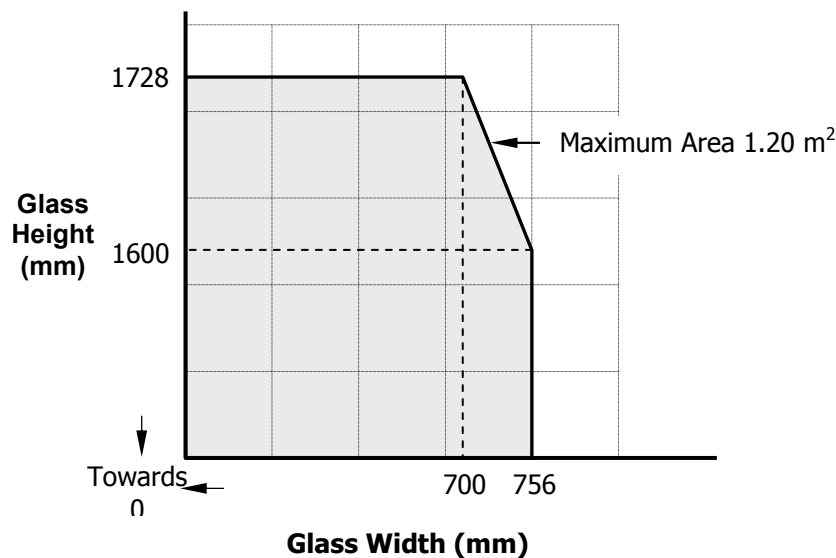
**Pyran S Glass in timber door leaves for periods of 60 minutes integrity**

The glass shall be glazed utilising the following basic specification:



- 1 6 mm thick Pyran S glass
- 2 25 mm wide by 3 mm thick Pyroglaze 60 glazing seal
- 3 25 mm high by 29 mm wide with 20° chamfer (plus a 4 mm high by 4 mm wide bolection) hardwood glazing beads, minimum density 640 kg/m<sup>3</sup>
- 4 Non-combustible / hardwood setting blocks
- 5 60 mm long steel pins or screws at 80 mm centres (40° to glass)
- 6 54 mm wide by 2 mm thick Pyrostrip 100 ECSA liner aperture liner
- 7 Nominally 54 mm thick FD60 door leaf

This Certificate of Approval relates to the sizes of Pyran S glass shown in Figure 8, when used in conjunction with the system detailed within the preceding figures:



**Figure 8.**  
**Maximum Permitted**  
**Pane Dimensions**



---

**CERTIFICATE No CF 291**  
**SCHOTT UK LIMITED**

---

**PYRAN S FIRE RESISTING GLASS**

**Pyran S Glass in timber door leaves for periods of 60 minutes integrity (continued)**

For this application, in addition to any relevant requirements for timber framed screens above, the following conditions shall apply:

1. The doorset, including door frame and associated building hardware, should have achieved at least 60 minutes integrity when tested, or subsequently assessed by one of the laboratories approved by CERTIFIRE as acceptable for this purpose, to BS 476: Part 22: 1987.
2. If the proposed doorset is to be used in double-leaf configuration, the test or assessment evidence should be applicable to double-leaf configurations.
3. Likewise, if the proposed doorset is to be used in the unlatched configuration, the available evidence should be applicable to unlatched doorsets.
4. The proposed doorset should also have included a glazed aperture or apertures of the intended size, shape, area and number.
5. When used to glaze CERTIFIRE approved doorsets which have smaller apertures than allowed in this certificate, the aperture sizes specified in the doorset certificate shall take precedence.
6. The door leaves shall consist of timber faces coupled with timber or other cellulosic cores of minimum overall leaf thickness, 54 mm.
7. When an alternative CERTIFIRE approved glazing system is used, the system shall have been shown to be capable of including Pyran S glass. The maximum permitted aperture dimensions shall be as detailed below or included within the relevant CERTIFIRE certificate for the glazing system, whichever is the lesser.
8. Other CERTIFIRE approved glazing seals may be acceptable subject to the limitations within the relevant certificate. This Certificate of Approval relates to the sizes of Pyran S glass shown in Figure 8 above, when used in conjunction with above system. The aspect ratio of the glass may be unlimited within these aperture dimensions.

A handwritten signature in black ink, appearing to be "K. J. M.", located below the page number.

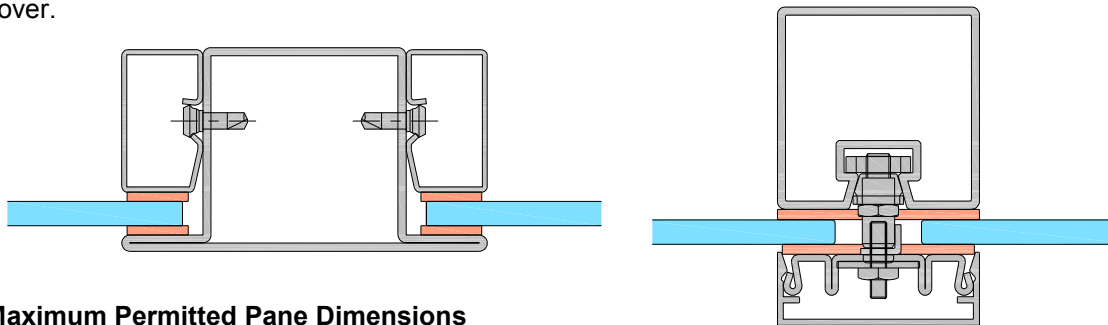
**CERTIFICATE No CF 291  
SCHOTT UK LIMITED**

**PYRAN S FIRE RESISTING GLASS**

**Pyran S Glass in steel framed screens for periods of 30, 60, 90 and 120 minutes integrity**

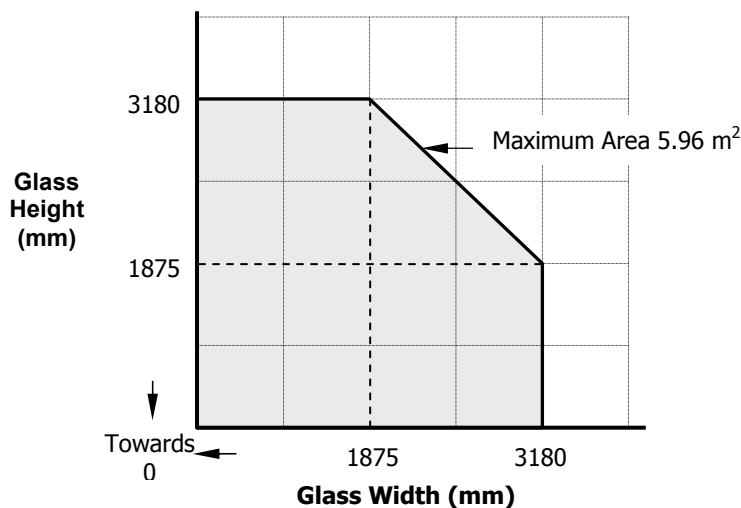
The screens shall be no greater than 4000 mm high unless suitable tie backs and/or fire protected structural supports are provided.

The glass shall be installed into a previously tested framing system (which is covered appropriately by test or assessment evidence) using pressure plate glazing, screw-fixed or clip-on retaining beads, see examples below. The glass shall be glazed into the screen with ceramic fibre gasket on both faces and set on setting blocks which comprise calcium silicate material to determine the correct edge cover.



**Maximum Permitted Pane Dimensions**

This Certificate of Approval relates to the sizes of Pyran S glass shown in Figures 9 to 14 below, when used in conjunction with above systems:



**Figure 9.  
30 minutes Integrity – 6 mm**

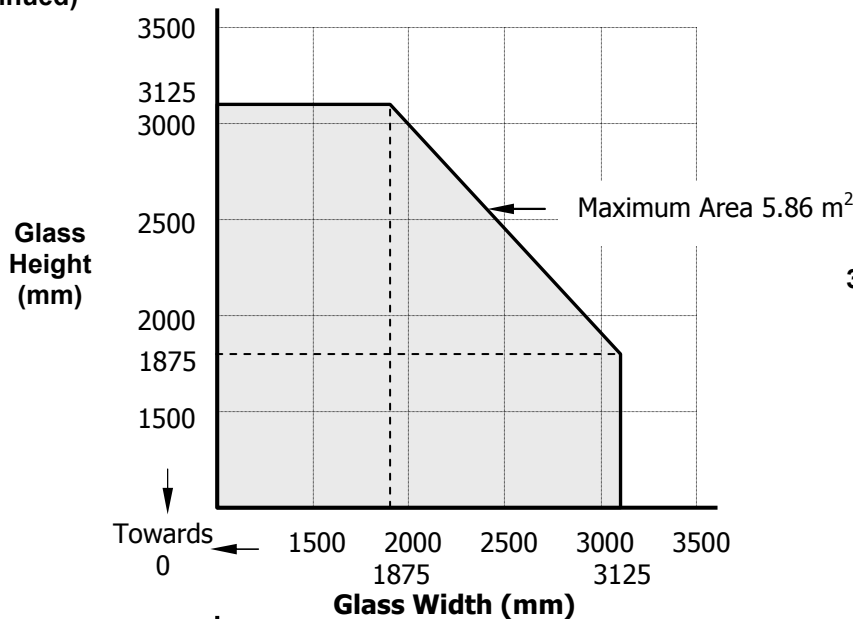
Pyran S glass at thicknesses of 6, 8, 10 and 12 mm is currently available up to a standard size of 3000 mm by 1600 mm. Larger sizes of 8, 10 and 12 mm Pyran S are available on application to Schott UK Ltd.



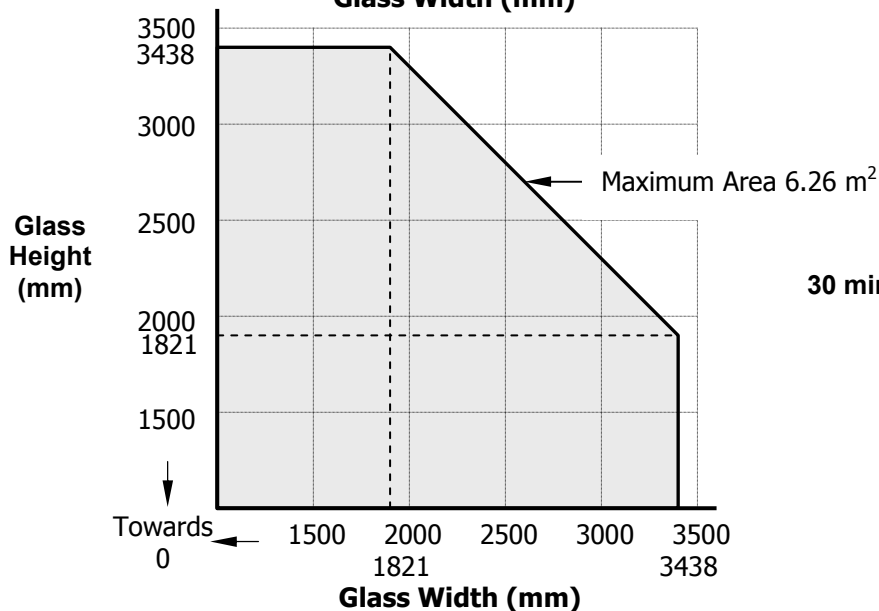
**CERTIFICATE No CF 291  
SCHOTT UK LIMITED**

**PYRAN S FIRE RESISTING GLASS**

Pyran S Glass in steel framed screens for periods of 30, 60, 90 and 120 minutes integrity (continued)

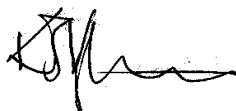


**Figure 10.  
30 minutes Integrity – 8 mm**



**Figure 11.  
30 minutes Integrity – 10 & 12 mm**

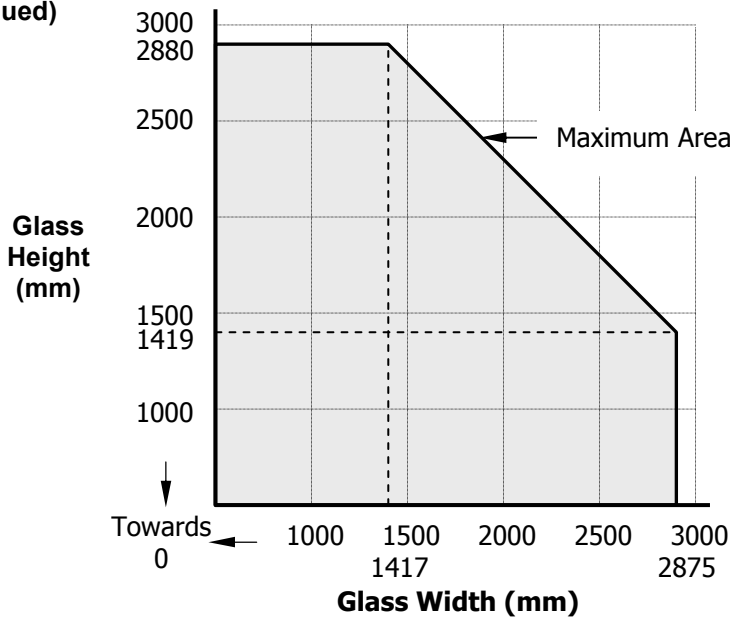
Pyran S glass at thicknesses of 6, 8, 10 and 12 mm is currently available up to a standard size of 3000 mm by 1600 mm. Larger sizes of 8, 10 and 12 mm Pyran S are available on application to Schott UK Ltd.



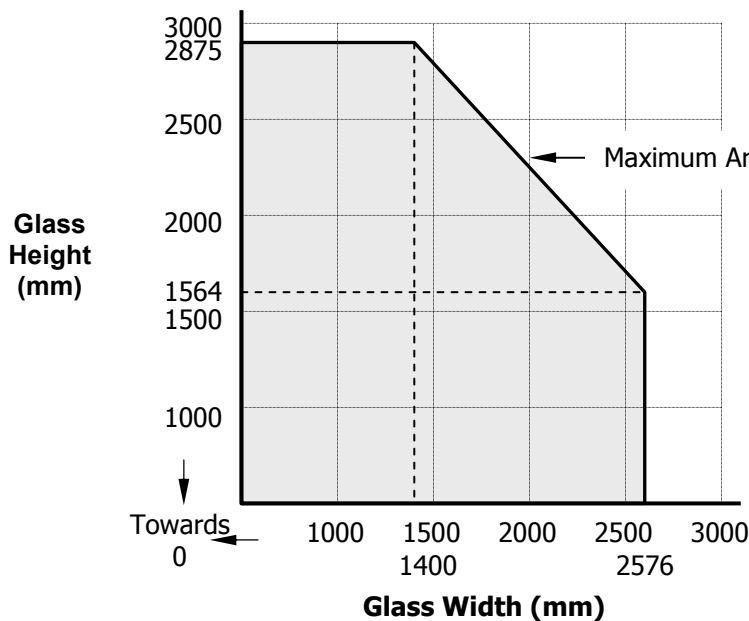
**CERTIFICATE No CF 291  
SCHOTT UK LIMITED**

**PYRAN S FIRE RESISTING GLASS**

Pyran S Glass in steel framed screens for periods of 30, 60, 90 and 120 minutes integrity (continued)




**Figure 12.**  
60 minutes Integrity – 6, 8, 10 & 12 mm



**Figure 13.**  
90 minutes Integrity – 6, 8, 10 & 12 mm

Pyran S glass at thicknesses of 6, 8, 10 and 12 mm is currently available up to a standard size of 3000 mm by 1600 mm. Larger sizes of 8, 10 and 12 mm Pyran S are available on application to Schott UK Ltd.

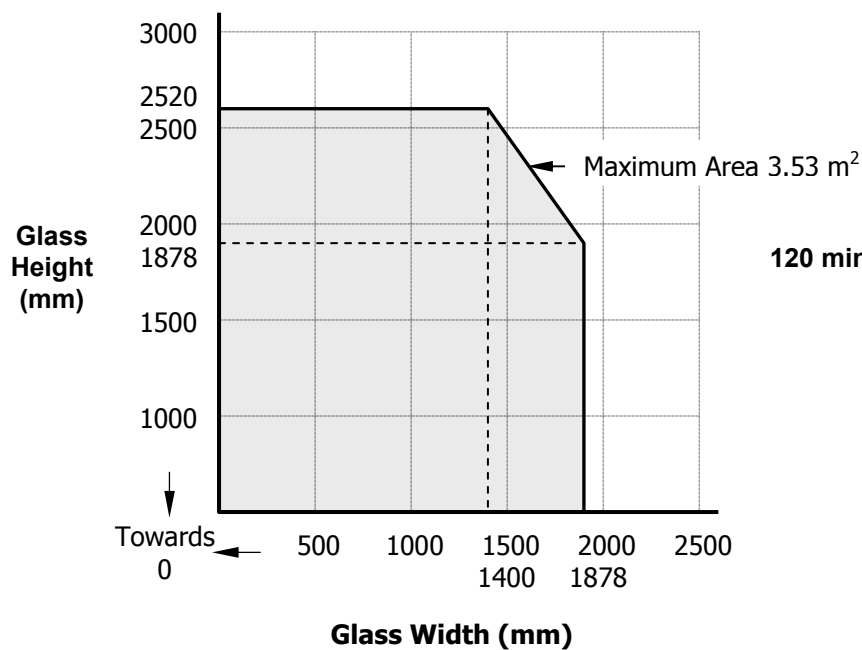




**CERTIFICATE No CF 291**  
**SCHOTT UK LIMITED**

**PYRAN S FIRE RESISTING GLASS**

Pyran S Glass in steel framed screens for periods of 30, 60, 90 and 120 minutes integrity (continued)



**Figure 14.**  
**120 minutes Integrity – 6, 8, 10 & 12 mm**

Pyran S glass at thicknesses of 6, 8, 10 and 12 mm is currently available up to a standard size of 3000 mm by 1600 mm. Larger sizes of 8, 10 and 12 mm Pyran S are available on application to Schott UK Ltd.



**CERTIFICATE No CF 291**  
**SCHOTT UK LIMITED**

**PYRAN S FIRE RESISTING GLASS**

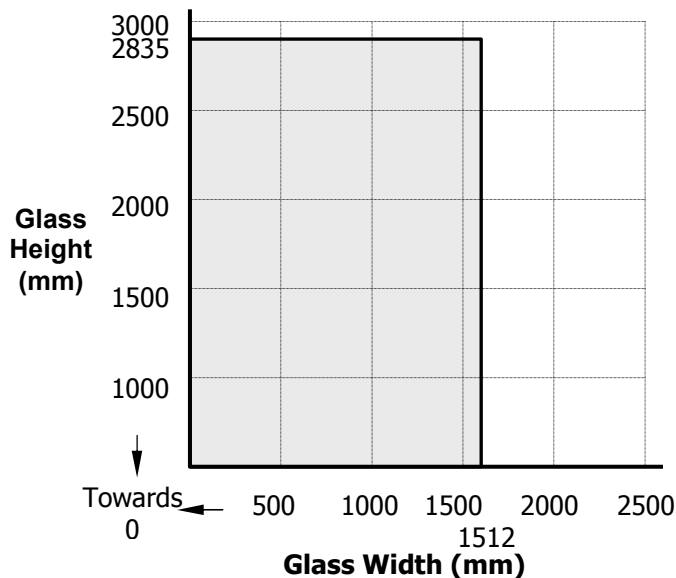
**Pyran S Glass in steel door leaves for periods of 30, 60, 90 and 120 minutes integrity**

For this application, in addition to any relevant requirements for steel framed screens given previously, the following conditions shall apply:

1. The doorset, including door frame and associated building hardware, should have achieved at least 30, 60, 90 or 120 minutes integrity (as relevant) when tested, or subsequently assessed by one of the laboratories approved by CERTIFIRE as acceptable for this purpose, to BS 476: Part 22: 1987.
2. If the proposed doorset is to be used in double-leaf configuration, the test or assessment evidence should be applicable to double-leaf configurations.
3. Likewise, if the proposed doorset is to be used in the unlatched configuration, the available evidence should be applicable to unlatched doorsets.
4. The proposed doorset should also have included a glazed aperture or apertures of the intended size, shape, area and number.
5. When used to glaze CERTIFIRE approved doorsets which have smaller apertures than allowed in this certificate, the aperture sizes specified in the doorset certificate shall take precedence.

**Maximum Permitted Pane Dimensions**

This Certificate of Approval relates to the sizes of Pyran S glass shown in Figures 15 to 17 below, when used in conjunction with above systems:



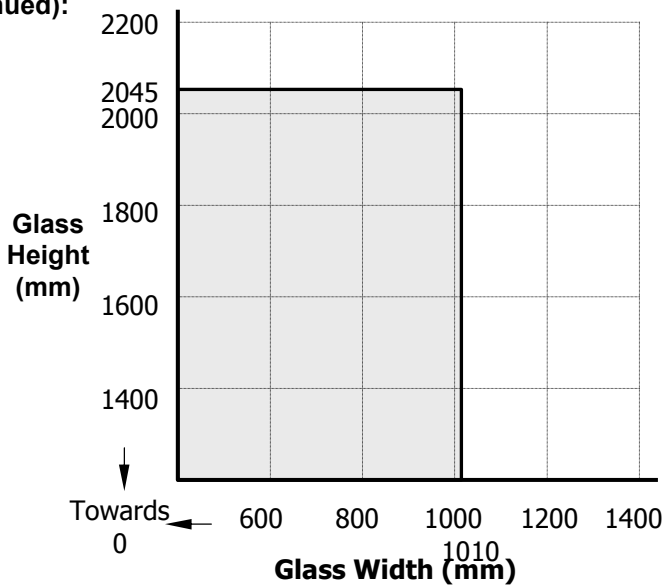
**Figure 15.**  
**30 minutes Integrity – 6, 8, 10 & 12 mm**



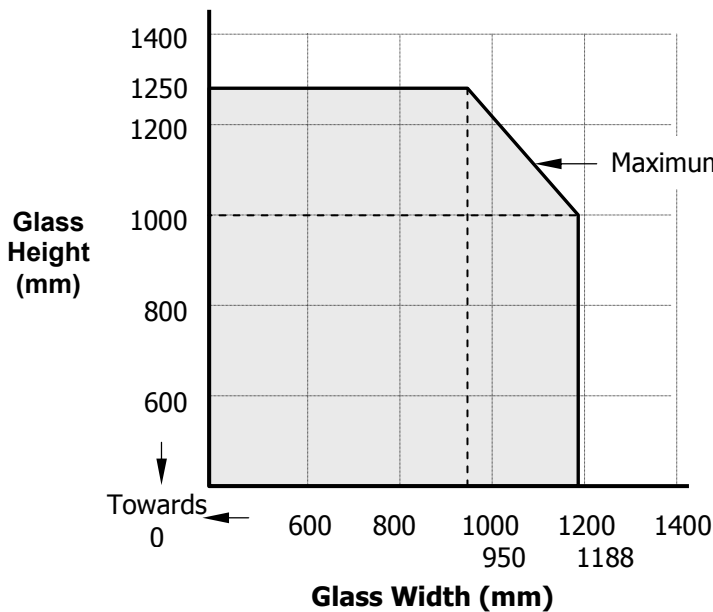
**CERTIFICATE No CF 291  
SCHOTT UK LIMITED**

**PYRAN S FIRE RESISTING GLASS**

Pyran S Glass in steel door leaves for periods of 30, 60, 90 and 120 minutes integrity (continued):



**Figure 16.**  
60 minutes Integrity – 6, 8,10 & 12 mm



**Figure 17.**  
90 & 120 minutes Integrity – 6, 8,10 & 12 mm

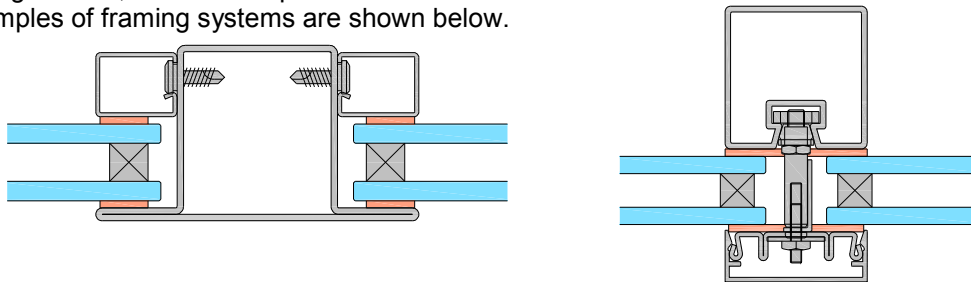
**CERTIFICATE No CF 291  
SCHOTT UK LIMITED**

**PYRAN S FIRE RESISTING GLASS**

**Pyran S Glass within Double Glazed Units in steel framed screens for periods of 30, 60 and 90 minutes integrity**

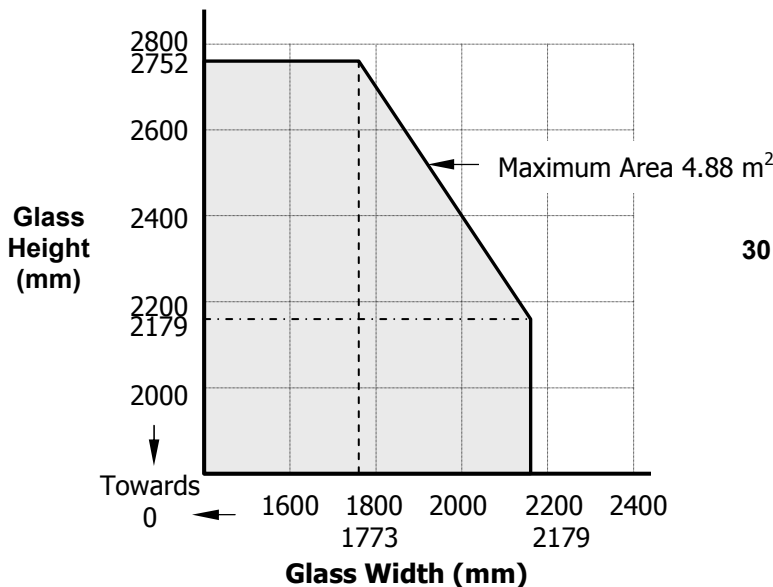
The screens shall be no greater than 4000 mm high unless suitable tie backs and/or fire protected structural supports are provided.

The glass shall be installed into a previously tested framing system (which is covered appropriately by test or assessment evidence) using screw-fixed or clip-on retaining beads. Pressure glazed systems are required for large sizes for 30 minute and all 60 and 90 minute applications, see Figures 18 and 19. The glass shall be glazed into the screen with ceramic fibre gasket on both faces and set on setting blocks, which comprise calcium silicate material to determine the correct edge cover. Examples of framing systems are shown below.




**Maximum Permitted Pane Dimensions**

This Certificate of Approval relates to the sizes of Pyran S glass shown in Figures 18 to 20, when used in conjunction with above systems:



**Figure 18.  
30 minutes Integrity – Steel frames**

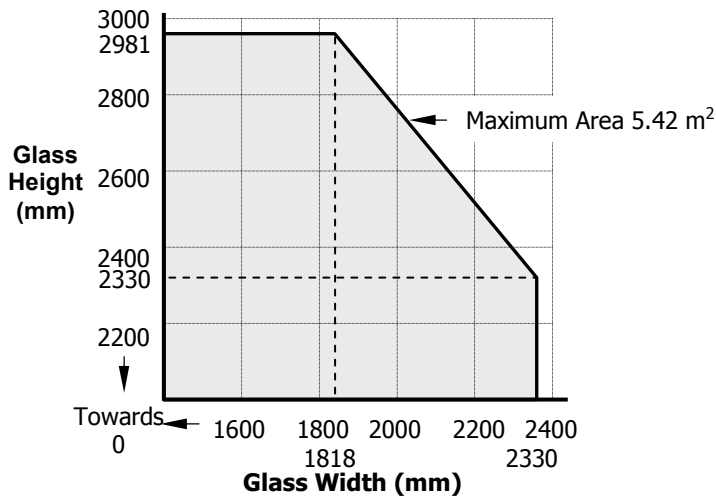
Pyran S glass at thicknesses of 6, 8, 10 and 12 mm is currently available up to a standard size of 3000 mm by 1600 mm. Larger sizes of 8, 10 and 12 mm Pyran S are available on application to Schott UK Ltd.



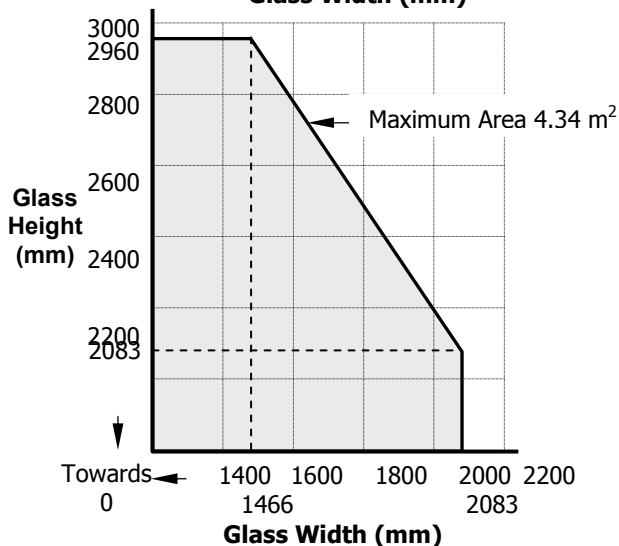
**CERTIFICATE No CF 291**  
**SCHOTT UK LIMITED**

**PYRAN S FIRE RESISTING GLASS**

**Pyran S Glass within Double Glazed Units in steel framed screens for periods of 30, 60 and 90 minutes integrity**




**Figure 19.**  
**Pressure Glazed Steel Frames**  
**30 minutes Integrity**



**Figure 20.**  
**Pressure Glazed Steel Frames**  
**60 & 90 minutes Integrity**

- (1) Double glazed units comprising laminated glass should not be used where the fire risk side is unknown or where the fire risk is to the Pyran S side of the assembly.
- (2) 'Low E' coatings may only be utilised within units where the Pyran S is to the non-fire side of the assembly. The 'Low E' coating shall be applied to 'Surface 3' of the assembly only, i.e the inner face of the secondary/non-Pyran S pane.

**Pyran S glass at thicknesses of 6, 8, 10 and 12 mm is currently available up to a standard size of 3000 mm by 1600 mm. Larger sizes of 8, 10 and 12 mm Pyran S are available on application to Schott UK Ltd.**



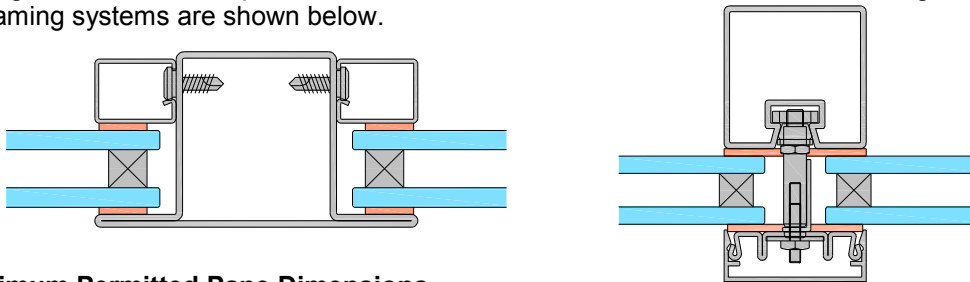
**CERTIFICATE No CF 291  
SCHOTT UK LIMITED**

**PYRAN S FIRE RESISTING GLASS**

**Pyran S Glass within Double Glazed Units comprising venetian blinds in steel framed screens for periods of 30 minutes integrity**

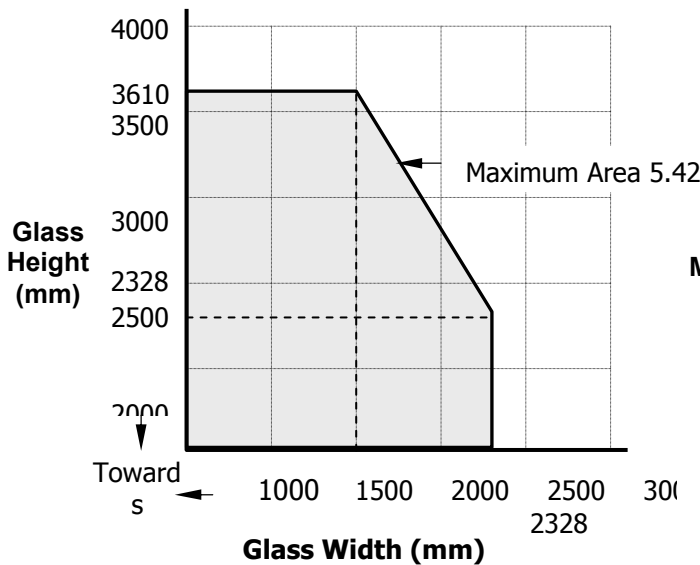
The screens shall be no greater than 4000 mm high unless suitable intermediate supports and/or fire protected structural supports are provided.

The double glazed units shall comprise two panes of 6,8,10 or 12 mm thick Pyran S glass and include a centrally located venetian blind. They shall be installed into a previously tested framing system (which is covered appropriately by test or assessment evidence) using screw-fixed or clip-on retaining beads. The glass shall be glazed into the screen with ceramic fibre gasket on both faces and set on setting blocks which comprise calcium silicate material to determine the correct edge cover. Examples of framing systems are shown below.




**Maximum Permitted Pane Dimensions**

This Certificate of Approval relates to the sizes of Pyran S double glazed units shown in Figure 21, when used in conjunction with above systems:



**Figure 21.  
Maximum Permitted  
Pane Dimensions**

Pyran S glass at thicknesses of 6, 8, 10 and 12 mm is currently available up to a standard size of 3000 mm by 1600 mm. Larger sizes of 8, 10 and 12 mm Pyran S are available on application to Schott UK Ltd.

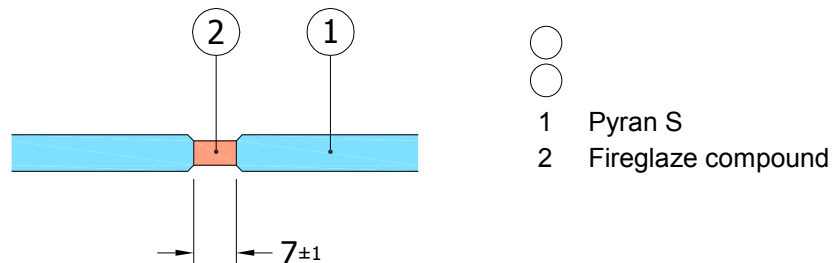


**CERTIFICATE No CF 291**  
**SCHOTT UK LIMITED**

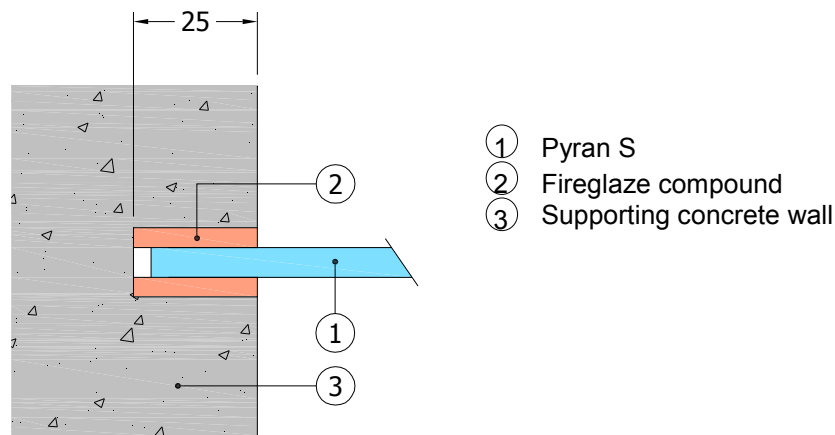
**PYRAN S FIRE RESISTING GLASS**

**Pyran S within Butt-Jointed Assemblies for periods of 30 minutes integrity**

The perimeter of the system is to comprise a framing assembly of steel or timber as previously detailed within this data sheet, see page 4 (timber frames) and page 14 (steel frames). Fireglaze Compound to be produced by Sealmaster Limited.



**Butt-Joint Glazing Details**



**Alternative Perimeter Detail**



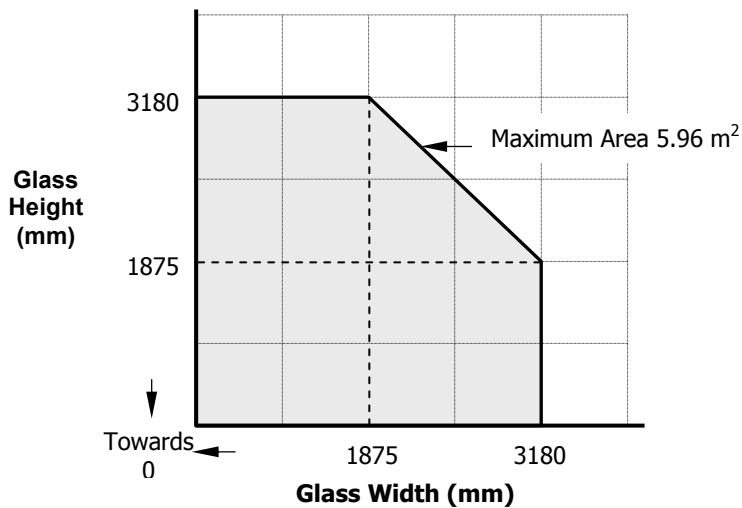
**CERTIFICATE No CF 291**  
**SCHOTT UK LIMITED**

**PYRAN S FIRE RESISTING GLASS**

**Pyran S within Butt-Jointed Assemblies for periods of 30 minutes integrity (continued)**

**Maximum Permitted Pane Dimensions**

6, 8, 10 and 12 mm thick Pyran S may be used within butt-jointed assemblies up to the maximum dimensions detailed within Figure 22 below:



**Figure 22.**  
**6, 8 10 & 12 mm thick**

When installed in butt jointed form the recommended height and thickness for Pyran S glass will vary depending on loads applied eg wind load, barrier load, etc. Please check with the Schott Technical Department for the correct specification.

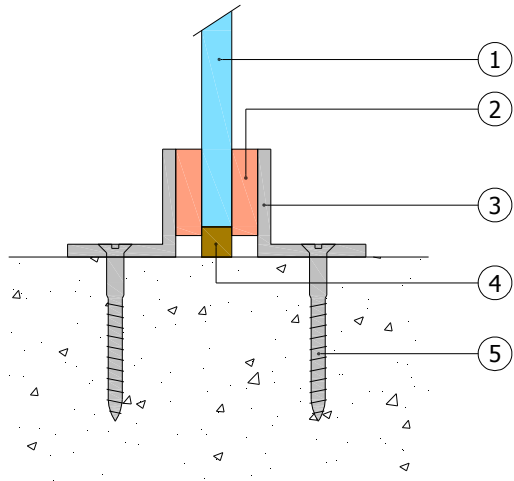
**Pyran S glass at thicknesses of 6, 8, 10 and 12 mm is currently available up to a standard size of 3000 mm by 1600 mm. Larger sizes of 8, 10 and 12 mm Pyran S are available on application to Schott UK Ltd.**

**CERTIFICATE No CF 291**  
**SCHOTT UK LIMITED**

**PYRAN S FIRE RESISTING GLASS**

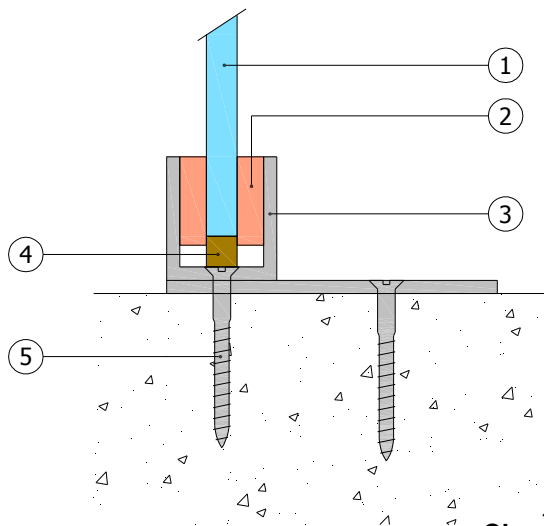
**Pyran S within Butt-Jointed Assemblies (Alternative Installation details) for periods of 30 minutes integrity**

6, 8, 10 and 12 mm thick Pyran S may be used within butt-jointed assemblies up to maximum pane dimensions as detailed within Figure 23 and within the following installation specifications.



- ① Pyran S
- ② 20 mm by 6 mm ceramic fibre tape
- ③ 25 mm by 25 mm by 3 mm thick mild steel angle
- ④ Non-combustible packer / setting block
- ⑤ Minimum 50 mm long steel screws fixings at 250 mm centres

**Back to Back Steel Angle Detail**



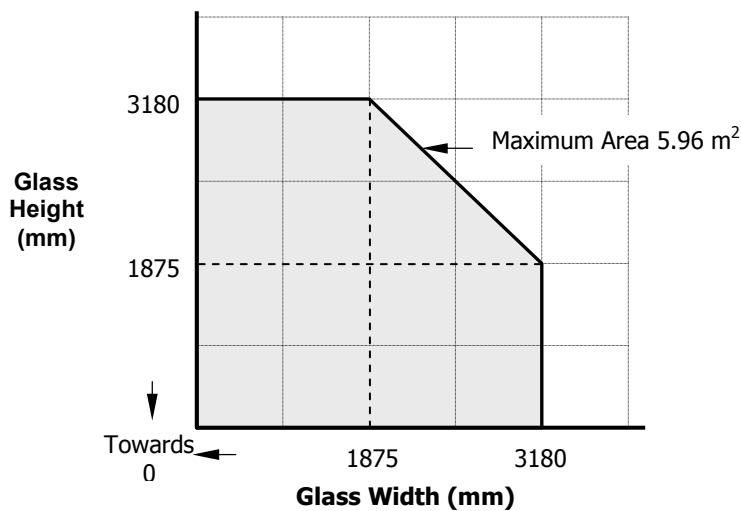
- ① Pyran S
- ② 20 mm by 6 mm ceramic fibre tape
- ③ Mild steel angle forming 30 mm deep glazing pocket
- ④ Non-combustible packer / setting block
- ⑤ Minimum 50 mm long steel screws fixings at 250 mm centres

**Channel Detail**

**CERTIFICATE No CF 291**  
**SCHOTT UK LIMITED**

**PYRAN S FIRE RESISTING GLASS**

**Pyran S within Butt-Jointed Assemblies (Alternative Installation details) for periods of 30 minutes integrity**



**Figure 23.**  
**Maximum Permitted**  
**Pane Dimensions**

When installed in butt jointed form the recommended height and thickness for Pyran S glass will vary depending on loads applied eg wind load, barrier load, etc. Please check with the Schott Technical Department for the correct specification.

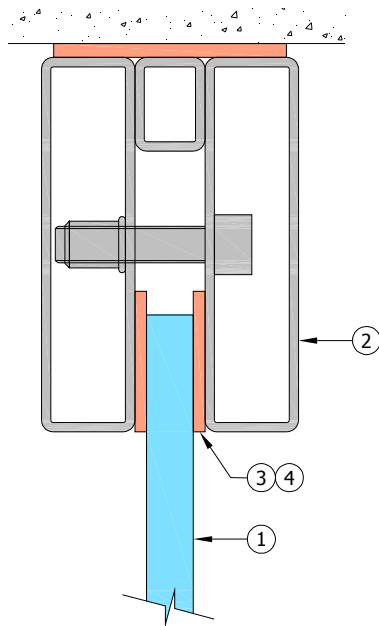
**Pyran S glass at thicknesses of 6, 8, 10 and 12 mm is currently available up to a standard size of 3000 mm by 1600 mm. Larger sizes of 8, 10 and 12 mm Pyran S are available on application to Schott UK Ltd.**

**CERTIFICATE No CF 291**  
**SCHOTT UK LIMITED**

**PYRAN S FIRE RESISTING GLASS**

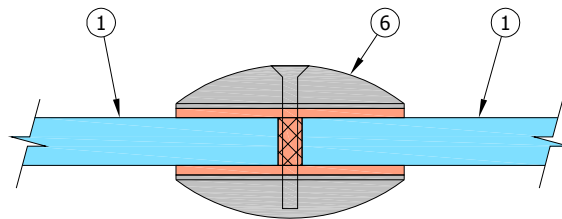
**Pyran S within Butt-Jointed Assemblies for periods of 60 minutes integrity**

The perimeter of the system is to comprise a previously tested framing system (which is covered appropriately by test or assessment evidence) using pressure plate glazing, screw-fixed or clip-on retaining beads (figure below is an example only). The glass shall be glazed into the screen with ceramic fibre gasket on both faces and set on setting blocks which comprise calcium silicate material to determine the correct edge cover.

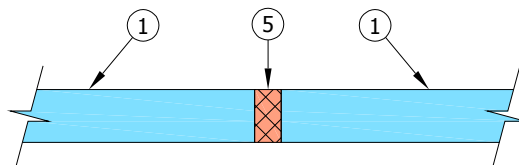


**Perimeter Detail**

- ① 10/12 mm thick Pyran S
- ② Steel frame
- ③ 3M Interam I-10, 30 mm wide by 5 mm thick (head only)
- ④ Ceramic fibre based glazing tape (vertical and bottom edges) 20 mm wide by 5 mm thick
- ⑤ Gluske Kerafix Putty (thickness of glass x 5 mm wide)
- ⑥ Stainless steel E60 butt-joint 'button'



**Butt-Joint Glazing Details (at button joint position)**



**Butt-Joint Glazing Details**

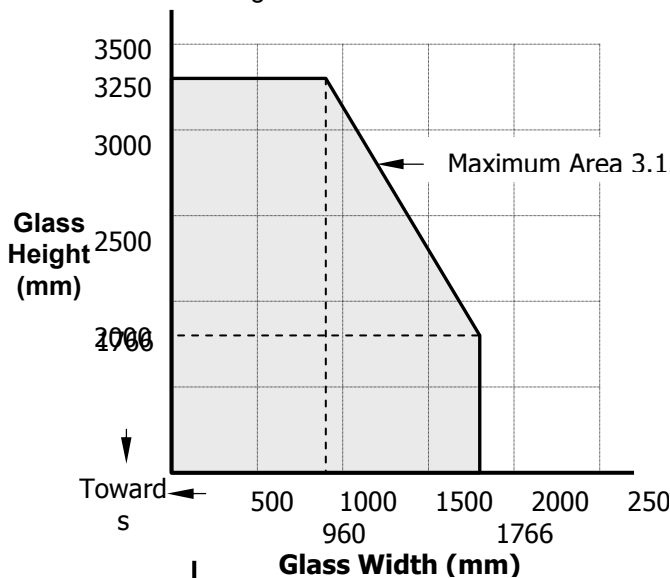
**CERTIFICATE No CF 291  
SCHOTT UK LIMITED**

**PYRAN S FIRE RESISTING GLASS**

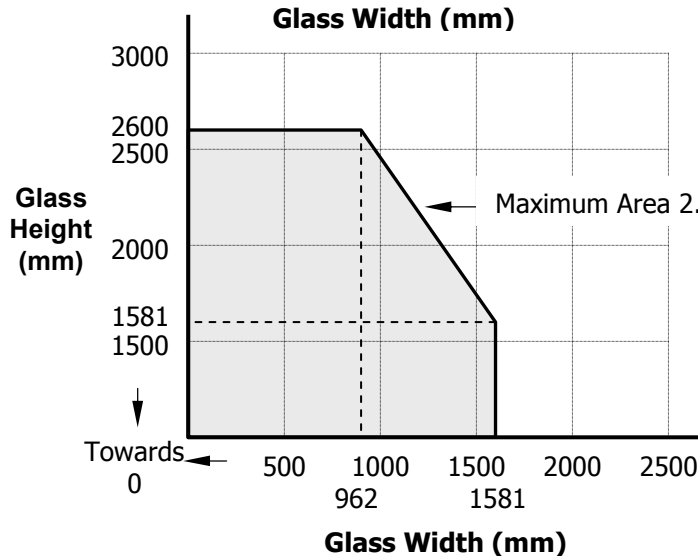
**Pyran S within Butt-Jointed Assemblies for periods of 60 minutes integrity (continued)**

**Maximum Permitted Pane Dimensions**

10 and 12 mm thick Pyran S may be used within butt-jointed assemblies up to the maximum dimensions detailed within Figures 24 and 25 below:

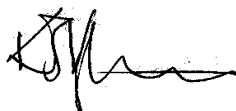


**Figure 24.**  
Buttons at maximum 650 mm centres



**Figure 25.**  
Buttons at maximum 812.5 mm centres

Pyran S glass at thicknesses of 6, 8, 10 and 12 mm is currently available up to a standard size of 3000 mm by 1600 mm. Larger sizes of 8, 10 and 12 mm Pyran S are available on application to Schott UK Ltd.



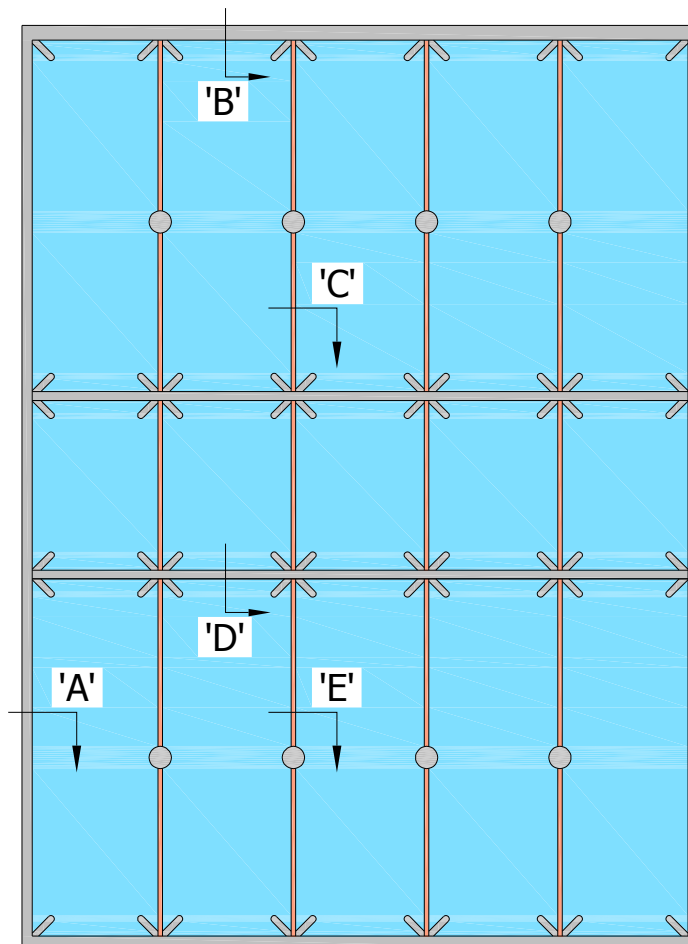
**CERTIFICATE No CF 291**  
**SCHOTT UK LIMITED**

**PYRAN S FIRE RESISTING GLASS**

**Pyran S within 'Structural Glazing' system for periods of 30 minutes integrity**

The glazing system comprises steel "T" profiles (60 x 90 x 8mm) with mounting plates top and bottom, fixed via M10 x 35 mm long bolts, to the supporting construction. Steel angles or channels, 2 mm thick, are utilised at the perimeter of the assembly to form glazing pockets, 35 mm deep x 14 mm wide at sides and base, 50 mm deep x 14 mm wide at the head, into which the Pyran S is located. Each glass pane is fixed to the support structure via M12 point support fixings\*.

- \* Four point fixings for panes < 2.45 m<sup>2</sup> height: width ratio not to exceed 1.11:1
- \* Six point fixings for panes > 2.45 m<sup>2</sup>

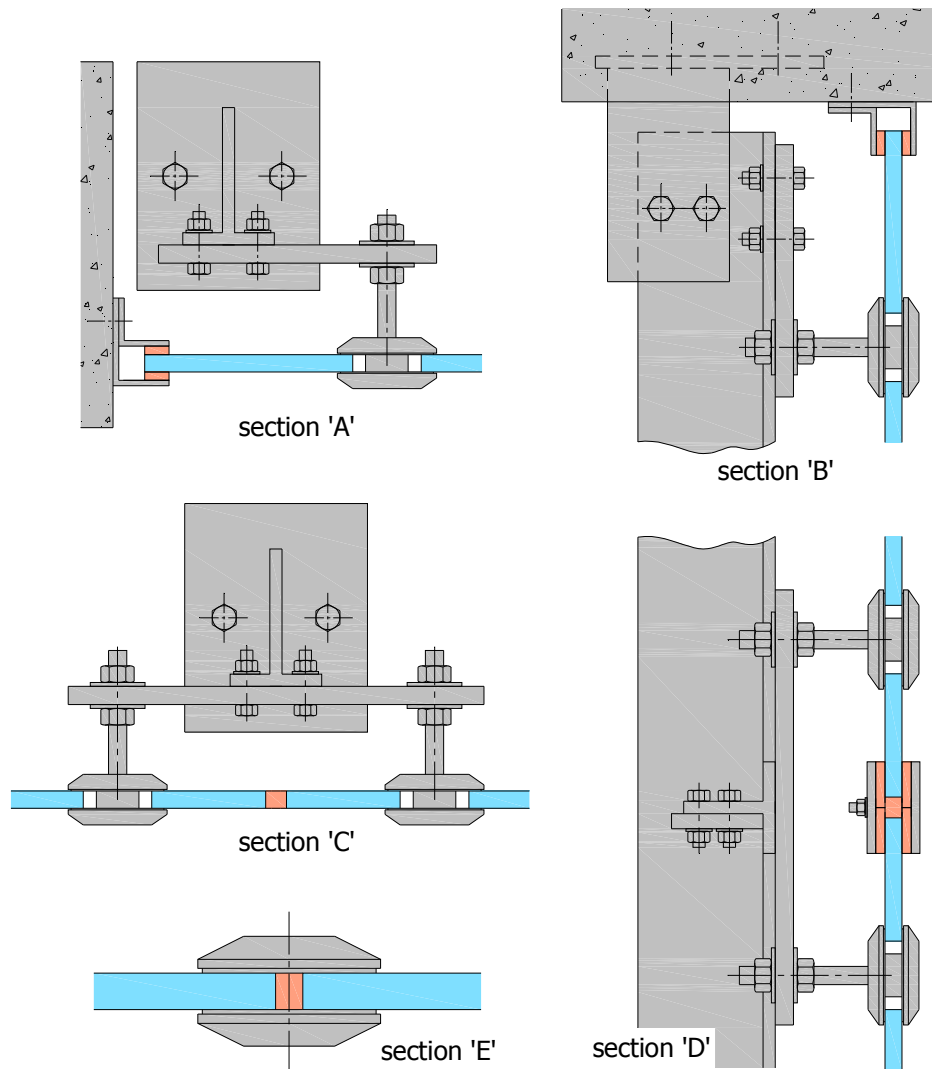


**CERTIFICATE No CF 291**  
**SCHOTT UK LIMITED**

**PYRAN S FIRE RESISTING GLASS**

**Pyran S within 'Structural Glazing' system for periods of 30 minutes integrity (continued)**

Horizontal and vertical glass-to-glass joint widths are nominally 6 mm. Steel strips nominally 30 mm wide x 2 mm thick are to be used on all horizontal joints. Joint stabilisers, 38 mm in diameter, are to be employed to all vertical joints at no greater than 946 mm centres.



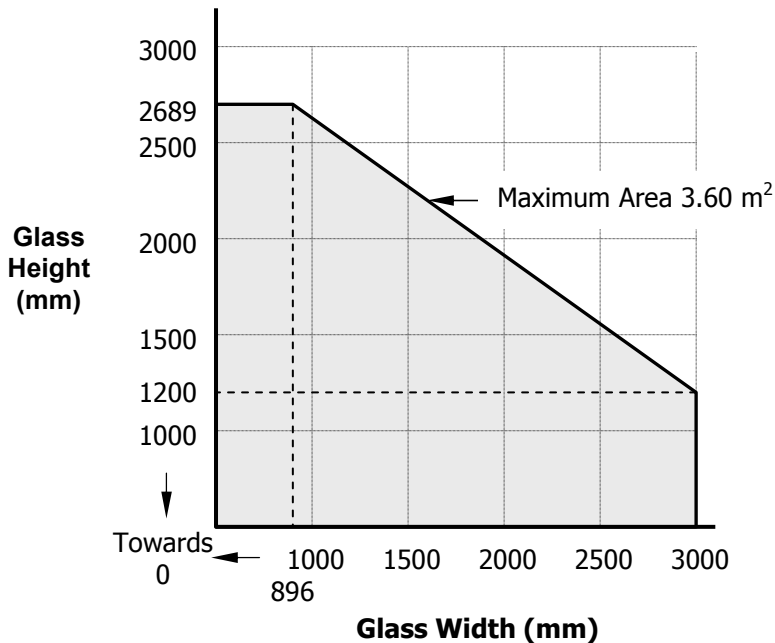



**CERTIFICATE No CF 291**  
**SCHOTT UK LIMITED**

**PYRAN S FIRE RESISTING GLASS**

**Pyran S within 'Structural Glazing' system for periods of 30 minutes integrity**

Only 8, 10 & 12 mm thick Pyran S may be used in conjunction with the above detailed assemblies at the maximum dimensions detailed within Figure 26 below. Any number of panes may be used vertically or horizontally. However, tie-backs to the main structure are required every 4000 mm high. Width of assembly is unlimited.



**Figure 26.**  
**Maximum Permitted**  
**Pane Dimensions**  
**(8, 10 & 12 mm thick)**

Pyran S glass at thicknesses of 6, 8, 10 and 12 mm is currently available up to a standard size of 3000 mm by 1600 mm. Larger sizes of 8, 10 and 12 mm Pyran S are available on application to Schott UK Ltd.